








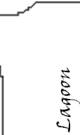










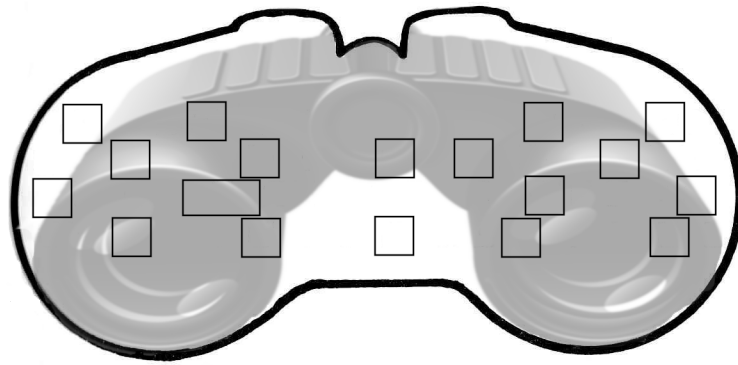
AIRCRAFT CARD




Slot/place equipped cards underneath Aircraft card

Map of Flamingo Island

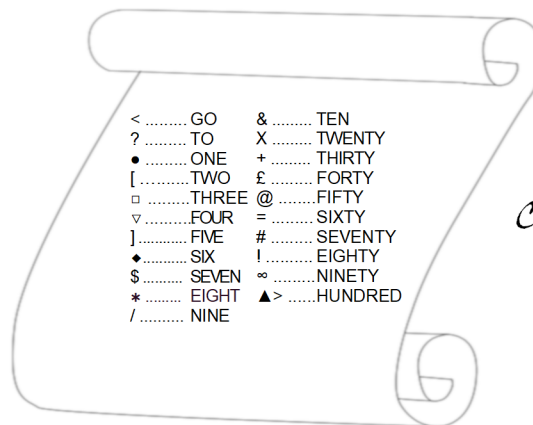
1	 Jagged rocks	 Mountain	 Village	 Old harbor	 Key island
2	 Shipwreck	 Waterfall	 Sugar plantation	 Lagoon	 Sand-dune bay
3		 Governor's house	 Marsh	 Banana plantation	 Pair of caves
4		 Square rock	Where the river joins the sea	 Statue of Sir James Wetherby	 Ruin-bottle island
	a	B	C	D	E



BINOCULARS



COMPASS



CODE BOOK

DECISION DIE

Use a normal 6-sided die and replace the results with the following:

- | | |
|------------|------------|
| 1: BIGGLES | 4: BIGGLES |
| 2: BERTIE | 5: BERTIE |
| 3: GINGER | 6: GINGER |